

**SOUTHEASTERN  
RETINA  
ASSOCIATES**

**Diseases and Surgery**  
of the Retina and Vitreous



**SOUTHEASTERN  
RETINA  
ASSOCIATES**

## **The Region's Leading Experts for Comprehensive Retina Care**

When it comes to complex vitreoretinal cases, Southeastern Retina Associates (SERA) is the most experienced team in East Tennessee. We are a state-of-the-art ophthalmological practice specializing in diagnosis, treatment and management of diseases of the retina, macula and vitreous of the eye.

The vitreous is the clear gel-like substance that fills the eye and the retina is the delicate layer of tissue in the back of the eye that collects and focuses the images that enter your eye. The macula is a small area of nerve tissue in the retina and helps you see fine details clearly. Diseases affecting these parts of the eye can interfere with our ability to see and negatively impact quality of life.

Physicians at Southeastern Retina Associates treat these conditions, including macular degeneration, macular holes, diabetic retinopathy, detachment and tears of the retina, vitreous hemorrhage, and other vitreoretinal disease.

### **A Tradition of Excellence**

For more than 30 years, our specialist physicians have demonstrated excellence in treatment of vision-


threatening diseases. Our doctors and professional staff are committed to providing individualized attention and the best care possible—all in a comfortable and compassionate environment.

### **At Southeastern Retina Associates you can expect:**

- The highest quality of specialized care
- Full expertise based on more than 30 years in medical and surgical practice
- Convenient office locations
- State-of-the-art equipment
- Treatment options, and clinical research trials not available at other practices

Your vision needs are top priority as we strive to provide the highest level of quality medical and surgical care possible.

**“We are a state-of-the-art ophthalmological practice specializing in diagnosis, treatment and management of diseases of the retina, macula and vitreous of the eye.”**



## State-of-the-Art Diagnosis

We use the latest technology available to deliver accurate diagnosis and effective treatment, including photography and digital imaging.

### Digital angiography:

Digital imaging uses a computerized camera to instantaneously view blood circulation in your retina. In digital angiography, a fluorescent dye is injected into your arm and photographed as it passes through the blood vessels in your eye, allowing the doctor to assess the circulation.

### Optical coherence tomography:

OCT lets doctors visualize structures underlying the retina to help diagnose a variety of conditions and catch them in their early stages.

## Advanced Clinical Research

Southeastern Retina Associates physicians have been leading clinical trials, not available at other practices, for more than 15 years and continue to advance leading edge research to stay abreast of the latest refinements in surgical technique and scientific discovery. Patient participation is always voluntary.

These research efforts help make new, more effective treatments and drugs available sooner to patients. One example, Lucentis® therapy, has gone from an experimental approach to become the

accepted treatment for age-related macular degeneration.

## Our Vitreoretinal Specialists

Our physicians are specially trained medical doctors as well as skilled surgeons in the field of retinal and vitreous ophthalmology. They are the most referred-to specialists in the East Tennessee region for complex retina cases.

They have met the stringent requirements of medical school, internship, ophthalmology residency, vitreoretinal fellowship, and state licensure. All are board certified by the American Board of Ophthalmology. Their credentials include academic achievement and clinical professorships.



## Nicholas G. Anderson, M.D.

### Medical School

University of Tennessee College of Medicine

### Internship

Methodist Hospital System, Memphis, TN

### Ophthalmology Residency

Emory University, Atlanta, GA

### Retinal Fellowship

Wills Eye Hospital, Philadelphia, PA

### Academic Affiliation

Clinical Assistant Professor, Dept. of Surgery, Div. of Ophthalmology, University of Tennessee Medical Center at Knoxville

---



## Richard I. Breazeale, M.D.

### Medical School

University of Tennessee College of Medicine

### Internship

University of Tennessee  
College of Medicine,  
Chattanooga Unit

### Ophthalmology Residency

Eastern Virginia Medical School,  
Norfolk, VA

### Retinal Fellowship

University of Nebraska  
Medical Center College of Medicine

---





## **D. Allan Couch, M.D.**

### **Medical School**

Mercer University School of Medicine  
Macon, GA

### **Internship**

General Surgery,  
Georgia Baptist Medical Center  
Atlanta, GA

### **Ophthalmology Residency**

University of Kentucky, Lexington, KY

### **Retinal Fellowship**

West Virginia University,  
Morgantown, WV

---



## **Howard L. Cummings, M.D., F.A.C.S.**

### **Medical School**

University of Texas Southwestern  
Medical School at Dallas  
Dallas, TX

### **Ophthalmology Residency**

Greater Baltimore Medical Center  
Baltimore, MD

### **Retinal Fellowship**

Retina and Vitreous  
Associates of Kentucky  
Lexington, KY

---



## **Francis Char DeCroos, M.D.**

### **Medical School**

Duke University Medical School

### **Internship**

Christiana Care Health Systems

### **Ophthalmology Residency**

Duke Eye Care, Durham, NC

### **Research Fellowship**

Duke Reading Center, Durham, NC

### **Retinal Fellowship**

Wills Eye Hospital, Philadelphia, PA

---



## **Joseph M. Googe Jr., M.D.**

### **Medical School**

University of Tennessee College of Medicine

### **Ophthalmology Residency**

Louisiana State University

### **Retinal Fellowship**

Harvard University, Retina Associates and  
Massachusetts Eye and Ear Infirmary

### **Academic Affiliation**

Clinical Assistant Professor, Dept. of  
Surgery, Div. of Ophthalmology,  
University of Tennessee Medical Center

---



## Joseph M. Gunn, M.D.

### Medical School

University of Tennessee College of Medicine  
Knoxville, TN

### Ophthalmology Residency

University of Tennessee  
Knoxville, TN

### Retinal Fellowship

Illinois Eye and Ear Infirmary,  
University of Illinois at Chicago  
Chicago, IL

---



## John C. Hoskins, M.D.

### Medical School

University of Tennessee College of Medicine

### Ophthalmology Residency

Brook Army Medical Center,  
San Antonio, TX

### Retinal Fellowship

Harvard University, Retina Associates and  
Massachusetts Eye and Ear Infirmary

### Academic Affiliation

Clinical Assistant Professor, Dept. of  
Surgery, Div. of Ophthalmology,  
University of Tennessee Medical Center

---





## **Cris Larzo, M.D.**

### **Medical School**

West Virginia University  
School of Medicine

### **Internship**

Pediatrics and Internal Medicine,  
Ruby Memorial Hospital,  
West Virginia University Hospitals

### **Ophthalmology Residency & Retinal Fellowship**

West Virginia University,  
West Virginia University Eye Institute,  
Morgantown, WV

---



## **Tod A. McMillan, M.D.**

### **Medical School**

East Tennessee State University

### **Ophthalmology Residency**

University of Mississippi Medical Center

### **Retinal Fellowship**

Schepens Retina Associates of Boston &  
Massachusetts Eye and Ear Infirmary  
of Harvard Medical School

### **Academic Affiliation**

Clinical Assistant Professor, Dept. of  
Surgery, Div. of Ophthalmology,  
University of Tennessee Medical Center

---





## James H. Miller Jr., M.D.

### Medical School

Vanderbilt University,  
Nashville, TN

### Ophthalmology Residency

University of Florida


### Retinal Fellowship

West Virginia University,  
University Health Sciences Center

### Academic Affiliation

Clinical Assistant Professor, Dept. of  
Surgery, Div. of Ophthalmology,  
University of Tennessee Medical Center

---



## Stephen L. Perkins, M.D.

### Medical School

### & Ophthalmology Residency

Duke University

### Internship

Internal Medicine,  
University of Virginia

### Retinal Fellowship

Medical College of Wisconsin

### Academic Affiliation

Clinical Assistant Professor, Dept. of  
Surgery, Div. of Ophthalmology,  
University of Tennessee Medical Center

---



## **R. Keith Shuler Jr., M.D.**

### **Medical School**

Emory University School of Medicine  
Atlanta, GA

### **Internship**

University of Virginia, Charlottesville, VA

### **Research Fellowship**

Emory University School of Medicine


### **Ophthalmology Residency**

Emory University School of Medicine

### **Retinal Fellowship**

Vitreoretinal Disease and Surgery,  
Duke University

---



## **When You Come to Our Office**

Our fully equipped, conveniently located offices are open 8 to 5, with patient care available 24/7/365 if necessary. We make every effort to see you in the office of your choice, but in emergency situations you may be seen at a different location.

### **Your first visit:**

Includes a thorough examination of your eyes and questions about your general health—it may take up to three hours. We will dilate your eyes to allow close examination of the retina; please arrange for a ride home after the dilation.

### **Open communication:**

Your diagnosis will be fully explained to you and your family. If lab tests are required we will call with the results. We will explain the plan for treatment and keep your referring physician fully informed about your progress. Please call the office if you have any questions at any time.

### **Surgery and hospitalization:**

Your doctor may choose to perform surgery in the office, or at a surgery center or hospital. If you require surgery or hospitalization, you will be told exactly what to expect. The most common surgeries are vitrectomy, macular hole surgery, diabetic retinopathy surgery, laser retinal surgery, pneumatic retinopexy, and scleral buckling.

## Telephone Calls

We encourage you to call during office hours with any questions about your condition and treatment. Your call is important.

Please understand that the doctor and the doctor's assistant may be with a patient or in surgery. If your call is not an emergency, please leave a message and the doctor or doctor's assistant will return your call.

### To renew prescriptions:

Call during office hours (prescriptions are not renewed on weekends) and your doctor will call in your prescription if appropriate.

### After office hours:

Call any of our offices and our on-call physician will return your call. A doctor is on call 24 hours a day for emergencies.

## Insurance and Payments

Please bring your insurance card to each office visit. We accept Medicare, Medicaid, and most commercial insurance. Please feel free to talk to one of our insurance specialists if you have questions about your bill, insurance, or any financial hardships you may face.

If you are unsure whether we are on your insurance plan, please call the insurance specialist for your area (see numbers below). If we are not a participating provider, we may be able to work out arrangements with your insurance company.

Many insurance plans require a referral to us from a family physician or other doctor. Please check with your plan to help get this authorization before your visit.

Please be prepared to pay copayments, deductibles, and any services not covered by insurance at the time of your visit. We accept MasterCard, Visa and Discover at all our offices.

### Insurance Specialists

Knoxville area: 865-584-4108  
Chattanooga area: 423-756-1512  
Tri-Cities area: 423-578-4364





## Your Rights as a Patient

At Southeastern Retina Associates, we are committed to maintaining and handling your health information privately and responsibly. Although your medical record is the physical property of SERA, the information belongs to you.

### You have the right as a patient to:

- Receive a paper copy of SERA's Privacy Policies on request
- Inspect and copy your health record
- Amend your health record
- Obtain a listing of all disclosures of your protected health information
- Request communication of your health information by alternative means or at an alternative location
- Request restrictions on certain uses and disclosures of your records
- Revoke any authorization of use or disclosure of information that you may have approved, except to the extent that the action has already occurred

SERA reserves the right to change our practices for maintaining protected health information. Should our information practices change, we will advise you of the changes by mail, or by email if you agree to receive it in that way.



SOUTHEASTERN  
RETINA  
ASSOCIATES

## Appointment Information

Initials: \_\_\_\_\_

Day: \_\_\_\_\_

Date: \_\_\_\_\_

Time: \_\_\_\_\_

Doctor: \_\_\_\_\_

Location: \_\_\_\_\_

Patient: \_\_\_\_\_

If unable to keep this appointment,  
please call the doctor's office  
(24-hour notice required).

Knoxville area: 888-566-9738

Chattanooga area: 800-365-0105

Tri-Cities area: 888-773-7287

[www.southeasternretina.com](http://www.southeasternretina.com)

# **The region's leading experts for comprehensive retina care**

## **Knoxville Area Locations**

**888-566-9738**

Weisgarber Office

University of Tennessee Medical Center

Tennessee Valley Eye Center (TVEC)

Baptist Eye Institute

Southeast Eye Center - Powell

Maryville Office

Oak Ridge Office

Morristown Office

Crossville Office

Sevierville Office

## **Chattanooga Area Locations**

**800-365-0105**

Jarnigan Medical Center

Cleveland Office

Dalton, GA Office

## **Tri-Cities Locations**

**888-773-7287**

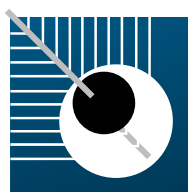
Kingsport Office

Bristol Office

Johnson City Office

Abingdon, VA Office

Wytheville, VA Office



**SOUTHEASTERN  
RETINA  
ASSOCIATES**

**Knoxville area: 888-566-9738  
Chattanooga area: 800-365-0105  
Tri-Cities area: 888-773-7287**

**[www.southeasternretina.com](http://www.southeasternretina.com)**